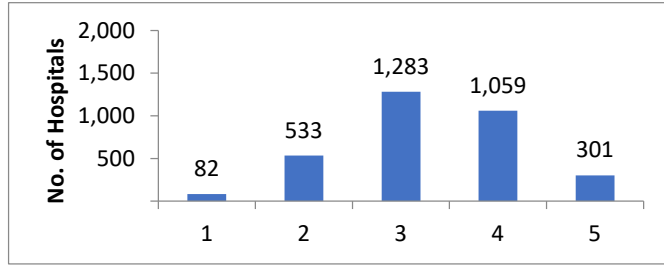


HCAHPS Stars Ratings Distributions for January 2024 Public Reporting (N= 3258 Hospitals)

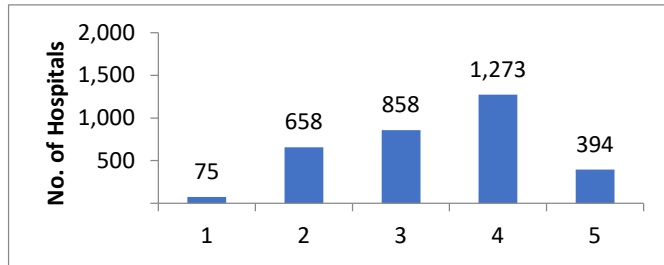
HCAHPS Summary Star Rating

Star Rating	N	%
1	82	3
2	533	16
3	1,283	39
4	1,059	33
5	301	9



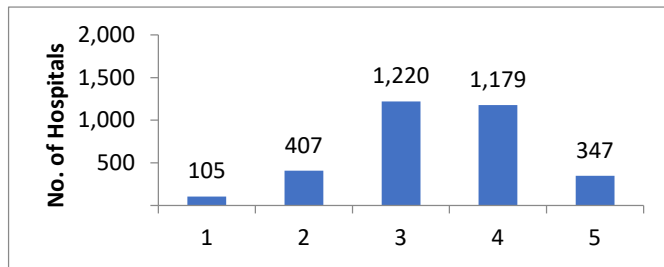
Communication with Nurses

Star Rating	N	%
1	75	2
2	658	20
3	858	26
4	1,273	39
5	394	12



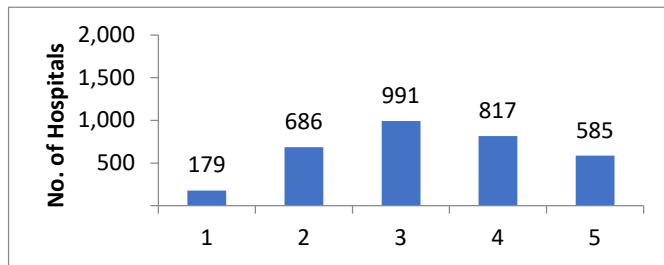
Communication with Doctors

Star Rating	N	%
1	105	3
2	407	12
3	1,220	37
4	1,179	36
5	347	11



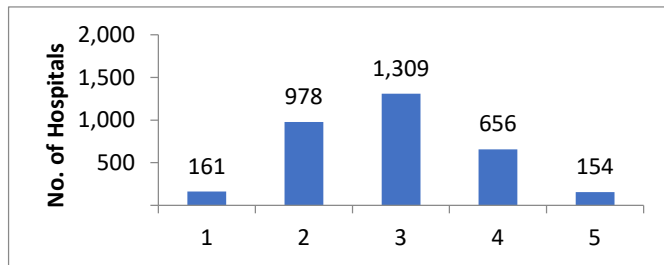
Responsiveness of Hospital Staff

Star Rating	N	%
1	179	5
2	686	21
3	991	30
4	817	25
5	585	18



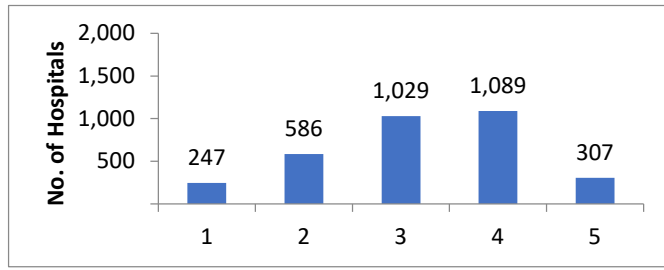
Communication about Medicines

Star Rating	N	%
1	161	5
2	978	30
3	1,309	40
4	656	20
5	154	5



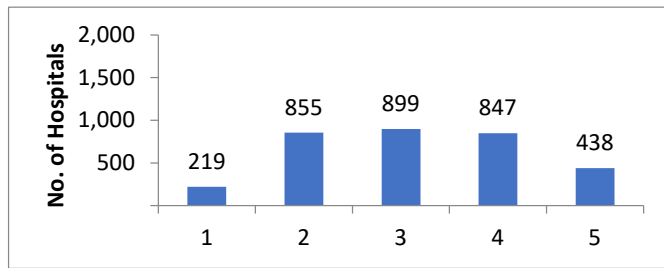
Cleanliness of Hospital Environment

Star Rating	N	%
1	247	8
2	586	18
3	1,029	32
4	1,089	33
5	307	9



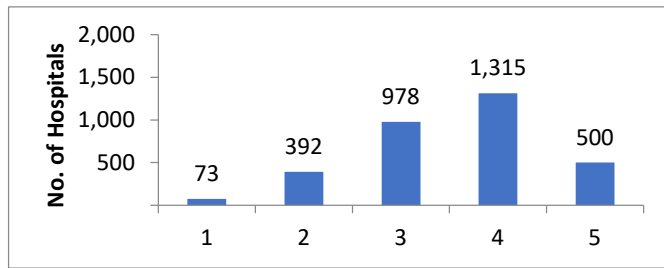
Quietness of Hospital Environment

Star Rating	N	%
1	219	7
2	855	26
3	899	28
4	847	26
5	438	13



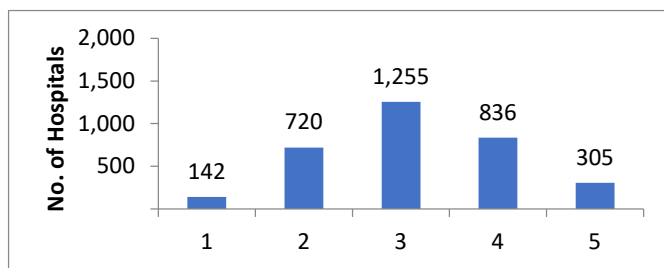
Discharge Information

Star Rating	N	%
1	73	2
2	392	12
3	978	30
4	1,315	40
5	500	15



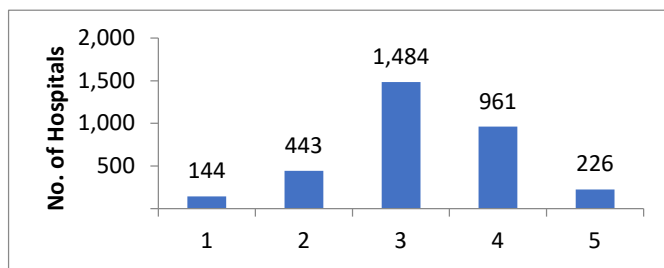
Care Transition

Star Rating	N	%
1	142	4
2	720	22
3	1,255	39
4	836	26
5	305	9



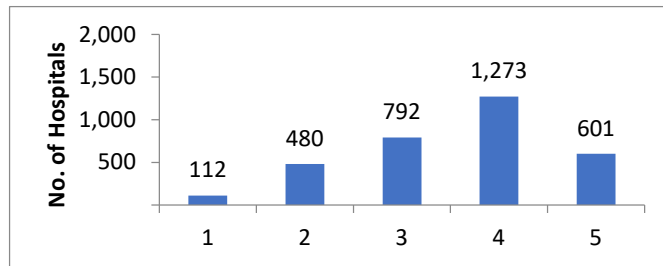
Hospital Rating

Star Rating	N	%
1	144	4
2	443	14
3	1,484	46
4	961	29
5	226	7



Recommend the Hospital

Star Rating	N	%
1	112	3
2	480	15
3	792	24
4	1,273	39
5	601	18



*These results encompass all hospitals that received HCAHPS scores. Because not all hospitals report their results on Care Compare, the values on that Web site may differ from those shown here.

Notes

3258 Hospitals received HCAHPS Star Ratings in January 2024.

HCAHPS Star Ratings are based on patients discharged between April 2022 and March 2023.

For more information about HCAHPS Star Ratings visit <https://www.hcahpsonline.org/en/hcahps-star-ratings/>.

Please use the following citation when referencing material on this website:

<https://www.hcahpsonline.org> Centers for Medicare & Medicaid Services, Baltimore, MD.

Month, Date, Year the page was accessed.